



# Monthly Tourist Arrivals Report:

A Monthly Snapshot of International Arrivals to  
Sri Lanka from Immigration Statistics

**October 2022**

Sri Lanka Tourism Development Authority



---

## Introduction

The following document provides a synthesis of the most recent October, 2022 international visitor arrivals data sourced from the Department of Immigration & Emigration. The data is current as of 31<sup>st</sup> October 2022, and subject to change. The data provides an overview of month-on-month and annual changes in visitor arrivals to Sri Lanka from international source markets. The data is meant to provide an overview of how travel and tourism is performing to Sri Lanka.

This report is developed by the Research & International Relations Division at Sri Lanka Tourism Development Authority (SLTDA), with the technical support from the Australian Government funded Market Development Facility (MDF Sri Lanka) and Twenty31 Consulting Inc. Questions, comments and feedback are welcome and will support the future amendment and enhancement of the report to ensure it meets the data and insights needs of Sri Lanka's Government and industry stakeholders.





## Table of contents

Summary.....	4
Tourist arrivals by region and percentage share,October 2022.....	5
Top primary markets and top potential markets, October 2022.....	6
Top ten source markets October 2022.....	8
Tourist arrivals by purpose of visit, October 2022 .....	11
Targeting VFR segment as a viable source for Sri Lanka Tourism .....	12
International tourists arrivals by country of residence.....	14
Main last departure airports and airlines to Sri Lanka, October 2022.....	18




## Summary

The total number of international tourist arrivals to Sri Lanka during October 2022 was 42,026. Tourist arrivals for the month of October have plunged by almost 60.5%, in comparison to March 2022, which recorded the highest number of tourist arrivals up to October, 2022.

As of 31<sup>st</sup> October 2022, 568,268 international tourists had visited Sri Lanka for this year. The largest source markets recorded for the month of October were India, Russian Federation, the United Kingdom, Australia, followed by Maldives and Canada.

**Table 1. Monthly tourist arrivals, October 2022**

Month	2018	2021	2022	% change 2022/21	% change 2022/18
January	238,924	1,682	82,327	4,794.6	(65.5)
February	235,618	3,366	96,507	2,767.1	(59.0)
March	233,282	4,581	106,500	2,224.8	(54.3)
April	180,429	4,168	62,980	1,411.4	(65.1)
May	129,466	1,497	30,207	1,917.8	(76.7)
June	146,828	1,614	32,856	1,935.7	(77.6)
July	217,829	2,429	47,293	1,847.1	(78.3)
August	200,359	5,040	37,760	649.2	(81.5)
September	149,087	13,547	29,802	119.9	(80.1)
October	153,123	22,771	42,026	84.5	(72.5)
November	195,582	44,294	-	-	-
December	253,169	89,506	-	-	-
<b>TOTAL</b>	<b>2,333,796</b>	<b>194,495</b>	<b>-</b>	<b>-</b>	<b>-</b>




Tourist Arrivals | October 2022

**42,026**



## Tourist arrivals by region and percentage share October 2022

Map 1. Tourist arrivals by region and percentage share



Europe became the largest source of tourist traffic to Sri Lanka with 50.8 % of the total traffic received in October 2022, especially from countries such as the United Kingdom, Germany and France, is likely to have driven this growth momentum. Asia and the Pacific accounted for 39.1 % of total arrivals. The Americas accounted for 7.2 % of the total traffic while the Middle East accounted for 2.3 %.

The gradual improvement in international traveling was once again threatened by external factors such as the Russian invasion of Ukraine, coupled with the related challenging economic environment, and internal factors including on going the economic crisis .





## Top primary markets and top potential markets

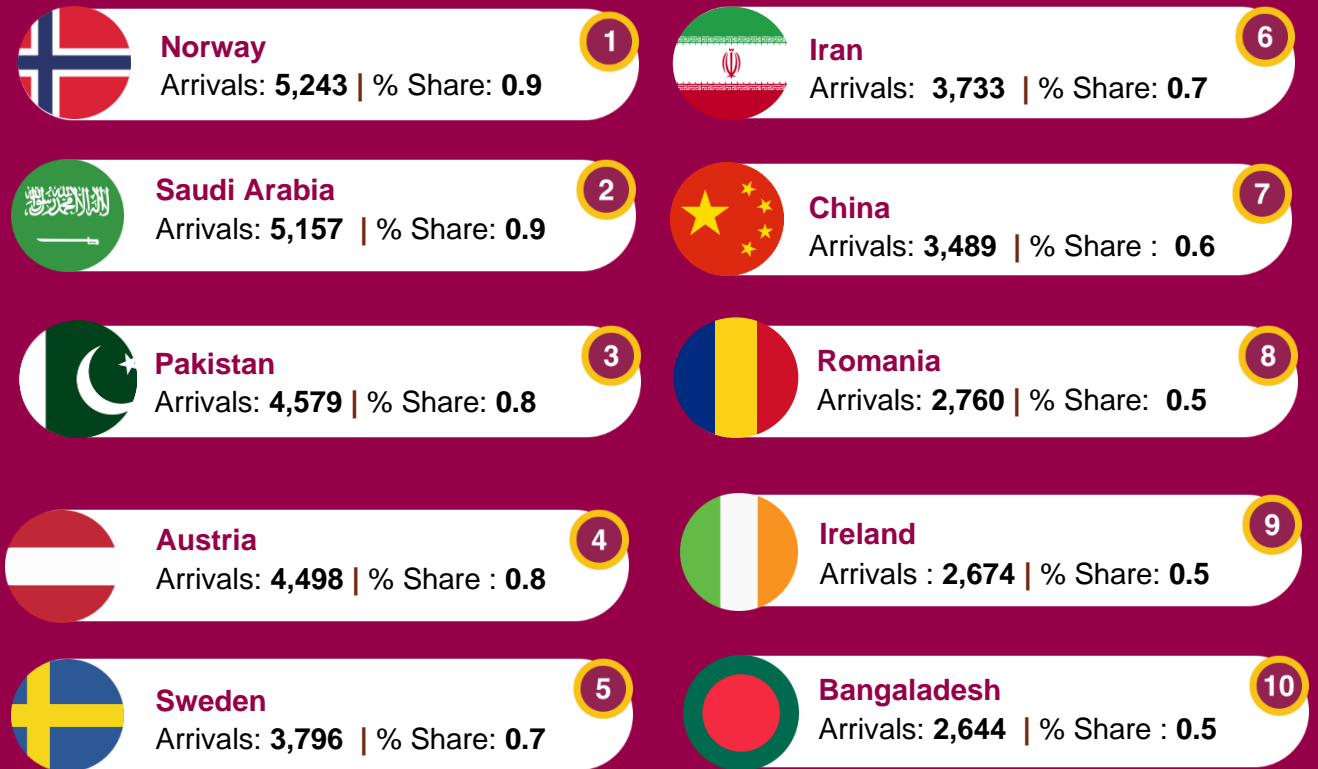
### Top primary markets - January ~ October 2022



Note: The top primary markets for Sri Lanka have been identified using visitor arrivals data during the last six months. The previous methodology used to identify the markets was altered due to the current arrival trends in the source markets and the economic crisis in Sri Lanka. The intention is to track these source markets on a go-forward basis to understand future performance of Sri Lanka's tourism economy, including during the projected international tourism recovery period, 2022-2025.



## Top Potential markets - January ~ October 2022



Note: The top primary markets for Sri Lanka have been identified using visitor arrivals data during the last six months. The previous methodology used to identify the markets was altered due to the current arrival trends in the source markets and the economic crisis in Sri Lanka. The intention is to track these source markets on a go-forward basis to understand future performance of Sri Lanka's tourism economy, including during the projected international tourism recovery period, 2022-2025.



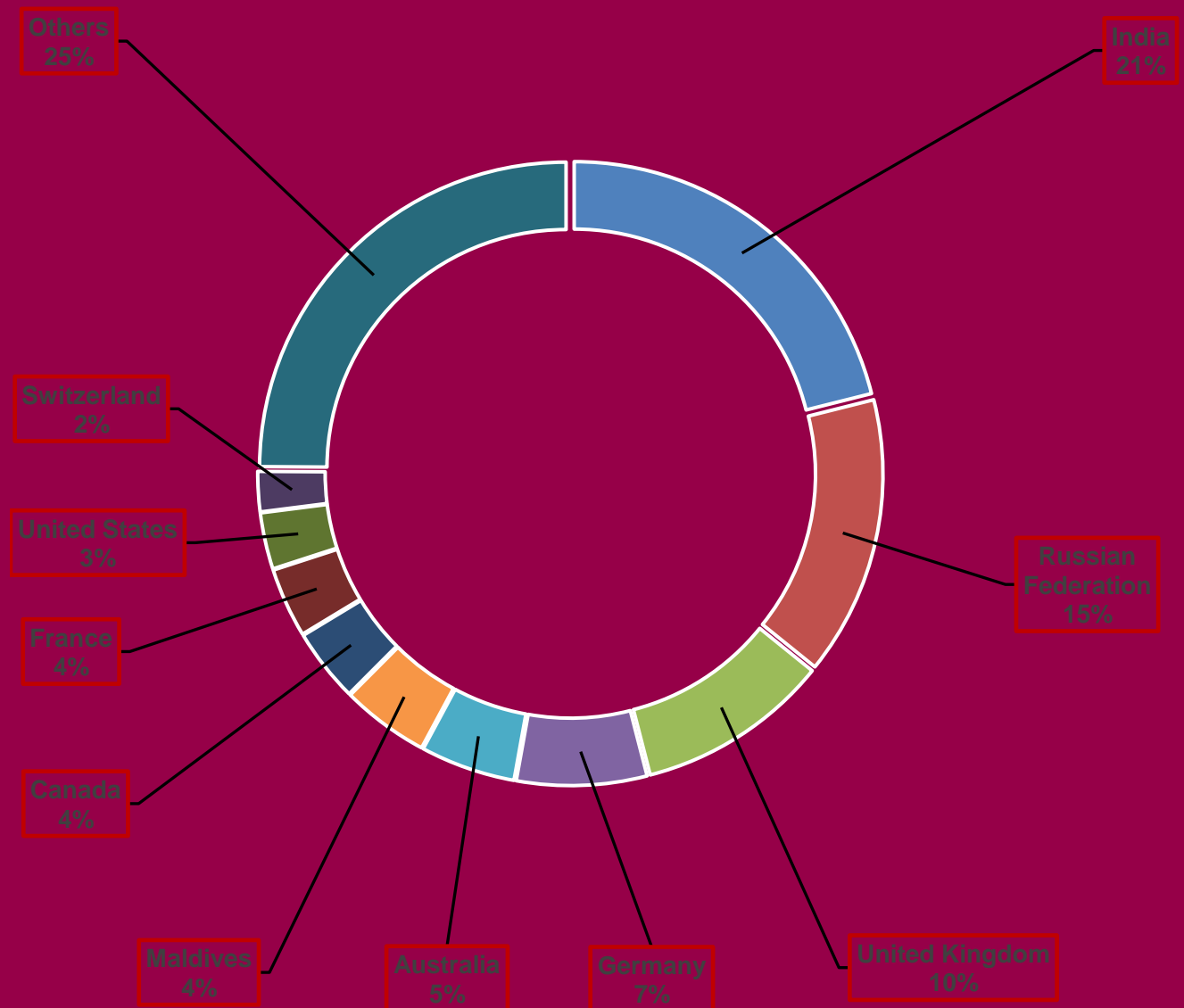
## Top ten source markets

### October 2022

The India, Russia, the United Kingdom, Germany, and Australia were Sri Lanka's top five international tourist generating markets for the month of October this year. India was the largest source of tourist visits to Sri Lanka with 21% of the total traffic received in October. The Russian Federation accounted for 15% and United Kingdom about 10% of the total traffic respectively, while Germany accounted for

7% and Australia represent 5%. In comparison to last month, the source markets such as Switzerland and Maldives have moved up the list of top ten markets whereas Ukraine and Poland have moved down the list. The negative spillovers of the war in Ukraine and the rising inflation could be the reasons behind the changing market trends which could create detrimental effects on tourism in Sri Lanka.

Chart 1. Top ten source markets to Sri Lanka, October 2022





**Table 2. Top ten source markets to Sri Lanka, October 2022**

Rank	Country of Residence	Tourist Arrivals ( October 2022)			Tourist Arrivals ( October 2021)
		By Air	By Sea	Total	
1	India	8,862	-	8,862	8,406
2	Russian Federation	6,189	-	6,189	1,328
3	United Kingdom	4,275	-	4,275	2,241
4	Germany	2,881	-	2,881	1,196
5	Australia	2,106	-	2,106	121
6	Maldives	1,943	-	1,943	963
7	Canada	1,625	-	1,625	688
8	France	1,540	-	1,540	624
9	United States	1,253	-	1,253	573
10	Switzerland	889	-	889	403

**Top ten source markets, January to October 2022**

India, the United Kingdom, the Russian Federation, Germany and France were Sri Lanka's top five international tourist-generating markets from January to October this year.

**Table 3. Top ten markets to Sri Lanka, January to October 2021 & 2022**

Rank	Country of Residence	Tourist Arrivals (Jan ~ October 2022)	Tourist Arrivals (Jan ~ October 2021)
1	India	95,487	18,466
2	United Kingdom	72,802	4,383
3	Russian Federation	57,489	2,581
4	Germany	45,389	3,900
5	France	30,976	2,081
6	Australia	22,827	352
7	Canada	22,233	2,213
8	United States	16,503	2,062
9	Ukraine	14,113	2,910
10	Poland	13,869	271
11	Others	176,570	21,476
<b>Total</b>		<b>568,258</b>	<b>60,695</b>



Chart 2. Top ten source markets to Sri Lanka, January to October 2022

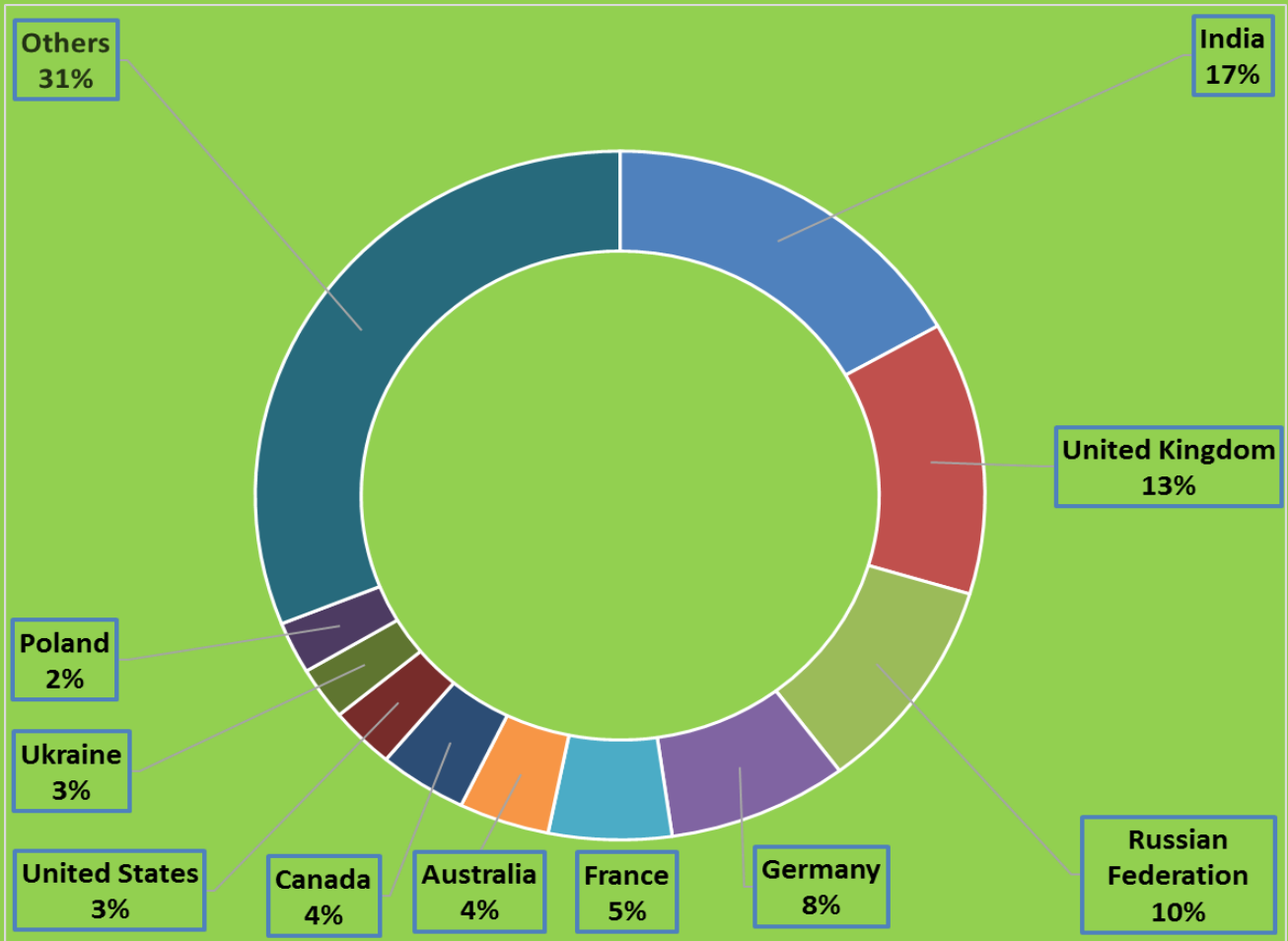
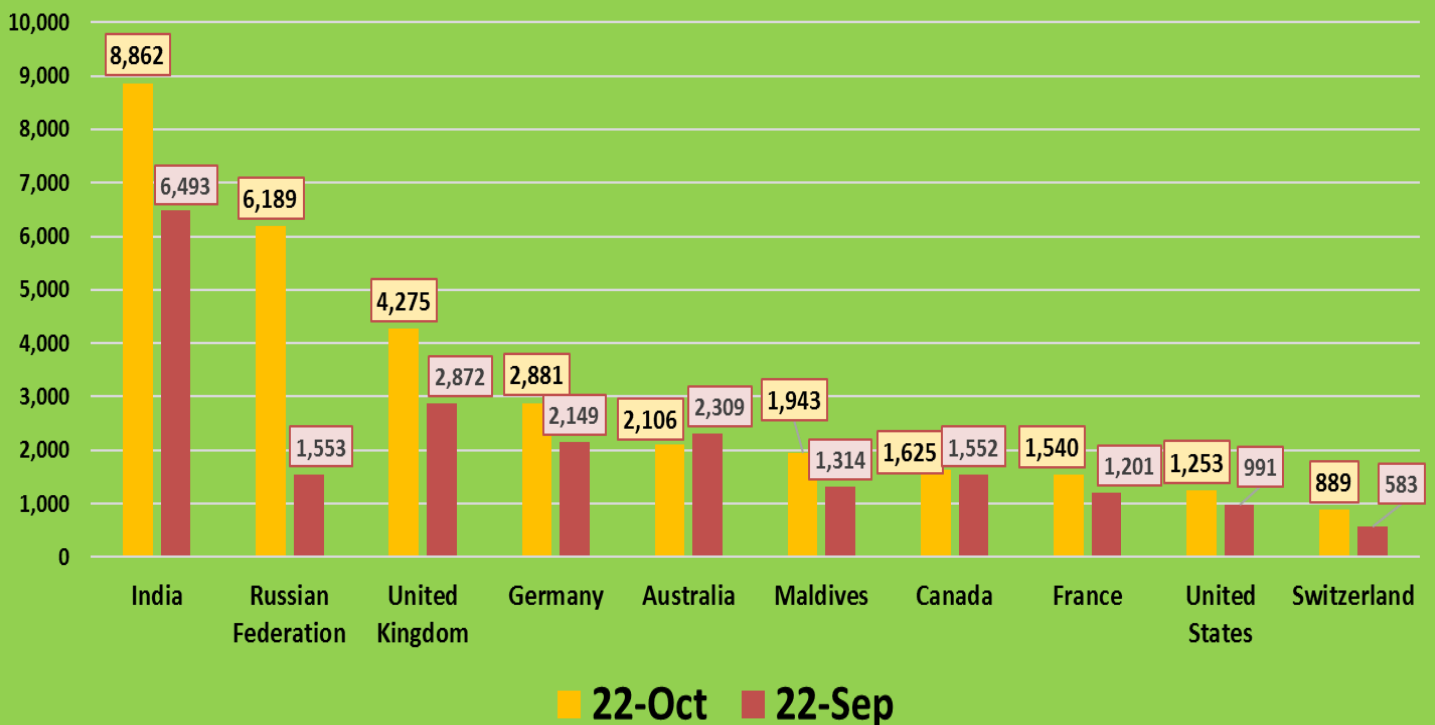


Chart 3. Comparison of arrivals from top ten markets to Sri Lanka, Sep / Oct - 2022



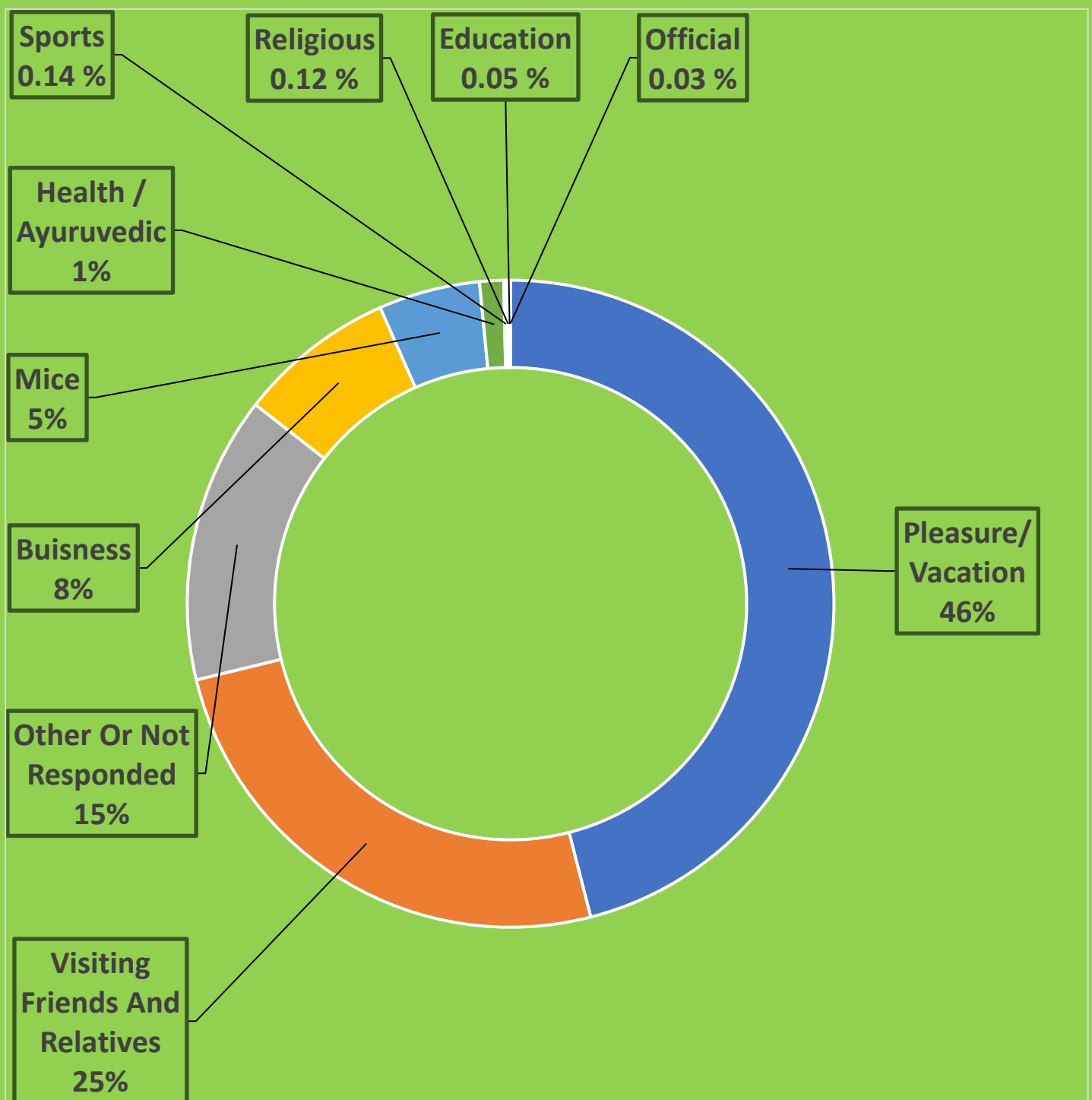


# Tourist arrivals by purpose of visit

## October 2022

An analysis of tourist arrivals by purpose of visit reveals that a majority of 46% of tourists had visited Sri Lanka for pleasure/vacation, while for 25% of tourists the main purpose was visiting friends and relatives. In comparison to September 2022, the tourists who had visited Sri Lanka for pleasure/vacation purposes had increased while tourists who had come for VFR purposes had decreased. Only 8% of tourists had visited for business related purposes. 5% had visited for MICE purposes, while 1% and 0.14% had visited for purposes such as health / ayurvedic and sports.

Chart 4. Tourist arrivals by purpose of visit, October 2022





## International tourist arrivals by country of residence

	October 2022			Tourist Arrivals Oct 2021	% Change Oct (22/21)	Total Tourist Arrivals up to Oct 2022	Total Tourist Arrivals up to Oct 2021	% Change up to Oct (20/21)
	Tourist Arrivals							
	By Air	By Sea	Total					
<b>AMERICAS</b>	<b>3,020</b>	<b>-</b>	<b>3,020</b>	<b>1,292</b>	<b>-</b>	<b>40,528</b>	<b>4,400</b>	<b>-</b>
<b>North America</b>	<b>2,907</b>	<b>-</b>	<b>2,907</b>	<b>1,271</b>	<b>-</b>	<b>38,973</b>	<b>4,299</b>	<b>-</b>
Canada	1,625	-	1,625	688	-	22,233	2,213	-
Mexico	29	-	29	10	-	237	24	-
United States	1,253	-	1,253	573	-	16,503	2,062	-
<b>Carribbean &amp; Central America</b>	<b>12</b>	<b>-</b>	<b>12</b>	<b>4</b>	<b>-</b>	<b>235</b>	<b>27</b>	<b>-</b>
Costa Rica	0	-	0	0	-	31	0	-
Jamaica	0	-	0	1	-	11	2	-
Others	12	-	12	3	-	193	25	-
<b>South America</b>	<b>101</b>	<b>-</b>	<b>101</b>	<b>17</b>	<b>-</b>	<b>1,320</b>	<b>74</b>	<b>-</b>
Argentina	17	-	17	2	-	173	12	-
Brazil	27	-	27	6	-	521	31	-
Chile	12	-	12	3	-	136	4	-
Colombia	23	-	23	4	-	260	18	-
Others	22	-	22	2	-	230	9	-
<b>AFRICA</b>	<b>267</b>	<b>-</b>	<b>267</b>	<b>73</b>	<b>-</b>	<b>3,586</b>	<b>224</b>	<b>-</b>
<b>North Africa</b>	<b>125</b>	<b>-</b>	<b>125</b>	<b>13</b>	<b>-</b>	<b>1,523</b>	<b>37</b>	<b>-</b>
Morocco	24	-	24	7	-	348	14	-
Sudan	66	-	66	1	-	741	9	-
Others	35	-	35	5	-	434	14	-
<b>Sub-Saharan Africa</b>	<b>142</b>	<b>-</b>	<b>142</b>	<b>60</b>	<b>-</b>	<b>2,063</b>	<b>187</b>	<b>-</b>
Kenya	15	-	15	7	-	159	11	-
Mauritius	4	-	4	3	-	72	10	-
Nigeria	1	-	1	0	-	20	3	-
South Africa	58	-	58	26	-	1,119	103	-
Others	64	-	64	24	-	693	60	-



	October 2022			Tourist Arrivals Oct 2021	% Change Oct (22/21)	Total Tourist Arrivals up to Oct 2022	Total Tourist Arrivals up to Oct 2021	% Change up to Oct (20/21)
	Tourist Arrivals							
	By Air	By Sea	Total					
<b>ASIA &amp; PACIFIC</b>	<b>16,429</b>	<b>-</b>	<b>16,429</b>	<b>12,844</b>	<b>-</b>	<b>161,704</b>	<b>29,035</b>	<b>-</b>
<b>North East Asia</b>	<b>1,024</b>	<b>-</b>	<b>1,024</b>	<b>309</b>	<b>-</b>	<b>7,053</b>	<b>2,216</b>	<b>-</b>
China	468	-	468	182	-	3,489	1,958	-
Japan	318	-	318	45	-	2,002	130	-
South Korea	211	-	211	76	-	1,284	107	-
Taiwan	24	-	24	6	-	227	21	-
Others	3	-	3	0	-	51	0	-
<b>South East Asia</b>	<b>1,098</b>	<b>-</b>	<b>1,098</b>	<b>660</b>	<b>-</b>	<b>8,650</b>	<b>1,349</b>	<b>-</b>
Cambodia	12	-	12	2	-	94	3	-
Indonesia	70	-	70	473	-	648	862	-
Malaysia	264	-	264	44	-	1,910	68	-
Myanmar	25	-	25	1	-	211	21	-
Philippines	162	-	162	76	-	1,576	235	-
Singapore	297	-	297	31	-	2,618	84	-
Thailand	210	-	210	29	-	1,132	56	-
Vietnam	52	-	52	4	-	424	20	-
Others	6	-	6	0	-	37	0	-
<b>Oceania</b>	<b>2,357</b>	<b>-</b>	<b>2,357</b>	<b>146</b>	<b>-</b>	<b>24,870</b>	<b>436</b>	<b>-</b>
Australia	2,106	-	2,106	121	-	22,827	352	-
New Zealand	244	-	244	24	-	1,987	78	-
Others	7	-	7	1	-	56	6	-
<b>South Asia</b>	<b>11,950</b>	<b>-</b>	<b>11,950</b>	<b>11,729</b>	<b>-</b>	<b>121,131</b>	<b>25,034</b>	<b>-</b>
Afghanistan	0	-	0	0	-	21	9	-
Bangladesh	417	-	417	273	-	2,644	580	-
Bhutan	5	-	5	0	-	99	2	-
India	8,862	-	8,862	8,406	-	95,487	18,466	-
Iran	190	-	190	16	-	3,733	110	-
Maldives	1,943	-	1,943	963	-	13,810	1,912	-
Nepal	90	-	90	29	-	758	51	-
Pakistan	443	-	443	2,042	-	4,579	3,904	-
<b>EUROPE</b>	<b>21,343</b>	<b>-</b>	<b>21,343</b>	<b>8,260</b>	<b>-</b>	<b>347,612</b>	<b>26,247</b>	<b>-</b>
<b>Northern Europe</b>	<b>5,201</b>	<b>-</b>	<b>5,201</b>	<b>2,797</b>	<b>-</b>	<b>92,322</b>	<b>5,669</b>	<b>-</b>
Denmark	265	-	265	159	-	6,415	330	-
Finland	78	-	78	32	-	1,264	81	-
Norway	257	-	257	212	-	5,243	457	-
Sweden	220	-	220	98	-	3,796	267	-
United Kingdom	4,275	-	4,275	2,241	-	72,802	4,383	-
Others	106	-	106	55	-	2,802	151	-



	October 2022			Tourist Arrivals Oct 2021	% Change Oct (22/21)	Total Tourist Arrivals up to Oct 2022	Total Tourist Arrivals up to Oct 2021	% Change up to Oct (20/21)
	Tourist Arrivals							
	By Air	By Sea	Total					
<b>Western Europe</b>	<b>6,396</b>	<b>-</b>	<b>6,396</b>	<b>2,772</b>	<b>-</b>	<b>108,021</b>	<b>8,469</b>	<b>-</b>
Austria	239	-	239	151	-	4,498	408	-
Belgium	274	-	274	152	-	5,373	326	-
France	1,540	-	1,540	624	-	30,976	2,081	-
Germany	2,881	-	2,881	1,196	-	45,389	3,900	-
Netherlands	559	-	559	242	-	10,382	680	-
Switzerland	889	-	889	403	-	11,180	1,051	-
Others	14	-	14	4	-	223	23	-
<b>Central/ Eastern Europe</b>	<b>7,585</b>	<b>-</b>	<b>7,585</b>	<b>2,023</b>	<b>-</b>	<b>117,578</b>	<b>10,234</b>	<b>-</b>
Belarus	143	-	143	36	-	2,583	137	-
Czech Republic	150	-	150	132	-	6,466	348	-
Estonia	58	-	58	31	-	839	66	-
Hungary	66	-	66	24	-	1,888	60	-
Kazakhstan	27	-	27	7	-	7,711	3,207	-
Lithuania	59	-	59	60	-	1,762	98	-
Poland	307	-	307	116	-	13,869	271	-
Romania	110	-	110	21	-	2,760	94	-
Russia	6,189	-	6,189	1,328	-	57,489	2,581	-
Slovakia	87	-	87	42	-	2,027	185	-
Ukraine	136	-	136	168	-	14,113	2,910	-
Others	253	-	253	58	-	6,071	277	-
<b>Southern/ Mediterranean Europe</b>	<b>2,161</b>	<b>-</b>	<b>2,161</b>	<b>668</b>	<b>-</b>	<b>29,691</b>	<b>1,875</b>	<b>-</b>
Greece	52	-	52	14	-	684	44	-
Italy	480	-	480	160	-	5,624	440	-
Portugal	120	-	120	53	-	1,605	97	-
Spain	799	-	799	269	-	11,156	658	-
Turkey	61	-	61	31	-	1,136	103	-
Israel	557	-	557	110	-	7,321	416	-
Others	92	-	92	31	-	2,165	117	-
<b>MIDDLE EAST</b>	<b>967</b>	<b>-</b>	<b>967</b>	<b>302</b>	<b>-</b>	<b>14,828</b>	<b>789</b>	<b>-</b>
Bahrain	28	-	28	6	-	403	37	-
Egypt	173	-	173	13	-	1,983	52	-
Iraq	44	-	44	39	-	929	56	-
Jordan	181	-	181	61	-	1,960	176	-
Kuwait	58	-	58	20	-	815	34	-
Lebanon	88	-	88	37	-	1,251	169	-
Oman	58	-	58	27	-	635	45	-
Qatar	15	-	15	7	-	226	10	-
Saudi Arabia	212	-	212	79	-	5,157	162	-
United Arab Emirates	74	-	74	5	-	1,017	25	-
Others	36	-	36	8	-	452	23	-
<b>TOTAL</b>	<b>42,026</b>	<b>-</b>	<b>42,026</b>	<b>22,771</b>	<b>-</b>	<b>568,258</b>	<b>60,695</b>	<b>-</b>





### Main last departure airports and airlines to Sri Lanka October 2022

An analysis of the last departure airports to Sri Lanka reveals the vital importance of air connectivity in the tourism industry. As depicted in Chart 5 below, the last airports were Doha, Dubai and Chenna, for around 44% of tourists . Further, in terms of airlines, Sri Lankan Airlines, Qatar Airways and Emirates were the top airlines, handling 73% of tourists to Sri Lanka.

Chart 5. Main last departure airports to Sri Lanka, October 2022

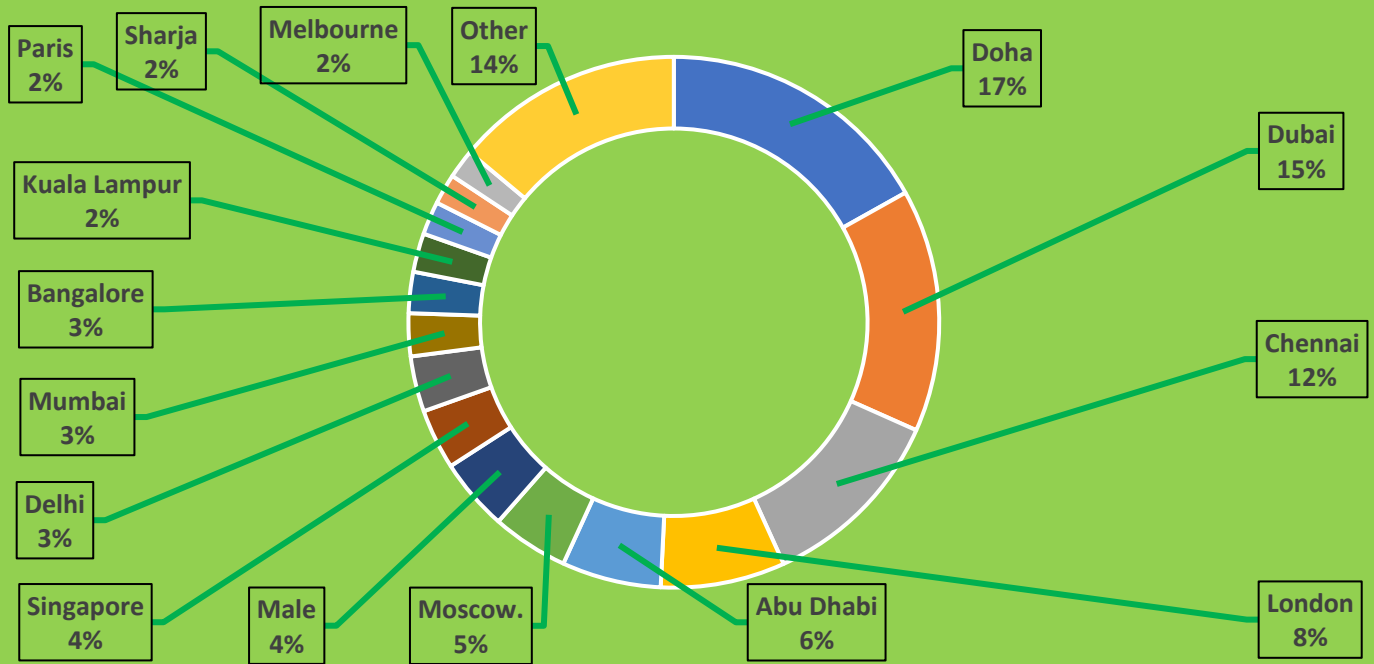
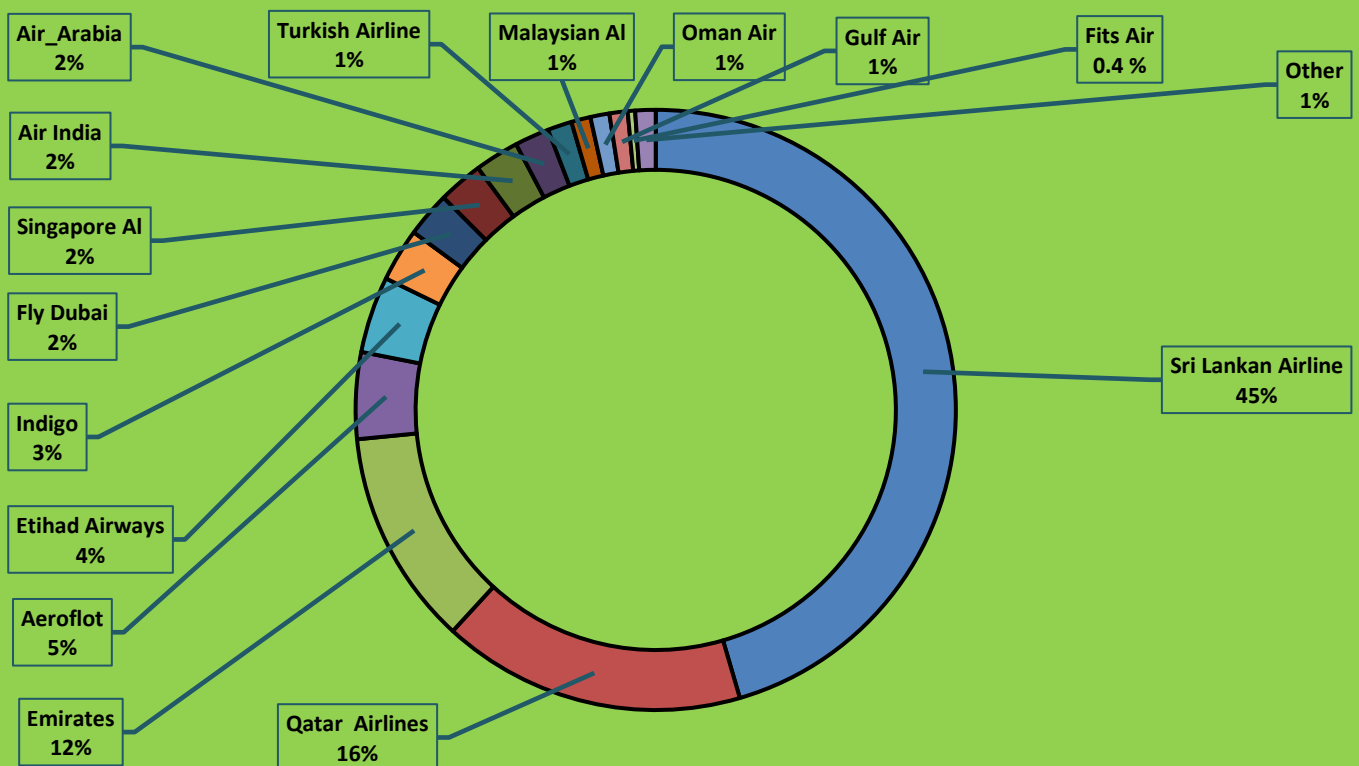


Chart 6. Main airlines to Sri Lanka, October 2022





## Top ten markets versus main last departure airports and main airlines to Sri Lanka October 2022

The below tables depict the main last departure airports and airlines analyzed by top markets to Sri Lanka. Sri Lankan Airlines and IndiGo are the most popular airlines for Indians. Aeroflot has become the most popular airline among tourists from Russia after resuming services to Sri Lanka from the 9th October. Qatar Airways is the most preferable airline and Doha is the main last departure airport for the majority of travellers from Germany and Switzerland,. The figures further indicate that for tourists Sri Lankan Airlines is the most preferable airline from the United Kingdom, Australia, Maldives, Canada , France and the United States. This indicates the importance of destination accessibility in driving visitation.

Table 4. Top ten markets vs. main last departure airports to Sri Lanka, October 2022

Country	Doha	Chennai	Dubai	London	Moscow.	Abu Dhabi	Male	Delhi	Mumbai	Bangalore	Singapore	Paris	Melbourne	Hyderabad	Sharja	Kuala Lumpur	Istanbul	Madurai	Bahrain	Muscat	Other	Total
India	60	4,176	246	8	0	38	52	871	887	803	54	1	3	639	23	28	1	302	3	9	658	8,862
Russian Federation	1,257	32	888	5	1,911	675	105	124	9	2	1	0	1	0	523	40	236	0	197	40	143	6,189
United Kingdom	556	73	710	2,154	0	373	45	31	25	25	53	0	7	1	12	48	10	0	28	36	88	4,275
Germany	1,048	53	584	55	1	250	30	46	32	50	13	398	0	0	6	41	32	1	38	61	142	2,881
Australia	27	30	72	35	0	18	24	27	9	4	573	8	672	2	0	175	3	1	0	1	425	2,106
Maldives	7	28	538	0	0	0	1,093	7	2	9	26	0	3	0	0	40	4	3	15	0	168	1,943
Canada	488	112	133	540	0	62	11	14	44	47	26	76	3	0	0	18	1	4	1	3	42	1,625
France	514	40	259	51	0	167	17	8	4	14	19	303	2	0	0	14	5	1	9	69	44	1,540
United States	466	67	161	78	1	52	30	43	23	26	122	7	5	11	2	30	24	1	7	6	91	1,253
Switzerland	400	6	249	8	0	96	9	8	6	3	2	9	0	0	1	2	5	3	0	67	15	889

Table 5. Top ten markets vs. main airlines to Sri Lanka, October 2022

Country	Sri Lankan Airline	Qatar Airways	Emirates	Aeroflot	Etihad Airways	Indigo	Air India	Singapore AI	Fly Dubai	Air_Arabia	Turkish Airline	Oman Air	Gulf Air	Malaysian AI	Fits Air	Guinee Airlines	Others	Total
India	75.9	0.6	1.7	0	0.2	11.7	8.5	0.2	0.2	0.3	0	0.1	0	0.2	0	0.1	0.3	8,862
Russian Federation	9.2	19.7	5.6	30.9	7.4	0.2	0.5	0	8.1	8.5	3.8	0.6	3.2	0.2	0	1.7	0.3	6,189
United Kingdom	59.0	12.9	15.2	0	8.2	0.4	0.4	0.6	0.9	0.3	0.2	0.8	0.7	0.2	0	0	0.3	4,275
Germany	31.8	35.8	19.9	0	4.7	0.4	1.0	0.3	0.3	0.2	1.1	2.1	1.3	0.4	0	0	0.7	2,881
Australia	65.0	1.3	2.4	0	0.6	0.3	0.6	22.2	0.2	0	0.1	0	0	6.8	0	0	0.5	2,106
Maldives	63.3	0.3	27.0	0	0	0.1	0	0.1	0.2	0	0.2	0	0.8	0.1	7.8	0	0.3	1,943
Canada	59.2	28.6	5.4	0	3.1	0.6	0.6	0.7	1.0	0	0.1	0.2	0.1	0.2	0	0.1	0.1	1,625
France	38.7	31.1	15.5	0	6.4	0.5	1.0	0.4	0.3	0	0.3	4.5	0.6	0.1	0	0.2	0.5	1,540
United States	34.2	33.2	11.7	0.1	2.8	0.8	2.1	7.9	1.0	0.2	1.9	0.4	0.6	1.3	0	0.1	1.9	1,253
Switzerland	13.0	43.5	27.3	0	6.4	0.1	0.9	0.1	0.3	0.1	0.6	7.5	0	0	0	0	0	889



[www.sltda.gov.lk](http://www.sltda.gov.lk)

**Research & International Relations Division**

**011 2426800 Ext. 151/155**

**research@srilanka.travel**